

Diploma in Architectural Technology
Application Process

The application process for the Dip Architectural Technology consists of three steps.



STEP 1

Congratulations. Your step 1 is over... You met the minimum requirement to get into the **Diploma in Architectural Technology** in the School of Architecture - NMU.

The link on your Admission status would have gotten you to this page.

Move to step 2, start preparing your **mandatory** portfolio.

STEP 2

This is the next step towards your future with us. You need to prepare a **portfolio of work to be submitted via email to the address listed below.**

We will be having three portfolio submission sessions to go through all work submitted.

Session 1: 30th July

Session 2: 30th September

Session 3: 30th November

DISCLAIMER!!!.

→ We only have 55 seats available!!.. The earlier you submit, the better.

→ We may only have few seats available at this stage!! Hurry and submit your portfolio!!

→ It is not Guarantee we will still have space available... You can submit and stand a chance to be on a reserve list.

- You will need to email your portfolio to: priya.peters@mandela.ac.za, as soon as you are done with your portfolio.
Remember: We have limited seats available!.
- Now you can start preparing your portfolio, turn to the next page to see what must go into the portfolio.

PORTFOLIO REQUIREMENTS

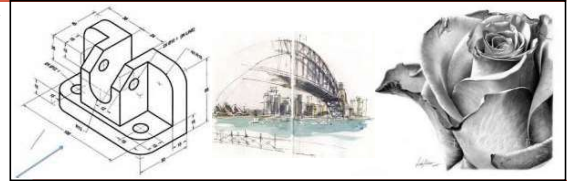
The portfolio essentially aims at looking at your creative and analytical ability. The portfolio's quality should be graphic, creative, professional and entirely the student's OWN work, including a signed affidavit to that effect. The portfolio's content and the presentation should express your creative skills, commitment, and attention to detail.

Only **ONE** document submission to be emailed to priya.peters@mandela.ac.za. Pdf's, Powerpoint presentation & Jpeg files, are all accepted. - **"Remember to send us good quality pictures!"**

PERSONAL WORK

Applicants are required to upload **4 personal work / creative work** done during school years which can assist in the selection process.

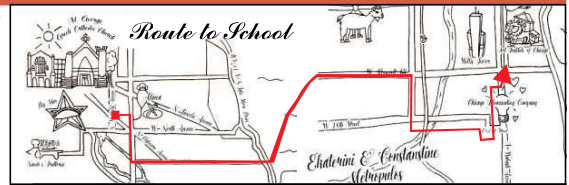
EGD school work is recommended.



THE MAP

You are required to sketch and annotate a MAP!!... Your route from home to school.


Show us landmarks, landscapes, and buildings of particular interest to you.



DRAWING OR PAINTING

You must complete a **drawing or painting** of TWO significant buildings which are of particular interest to you from your community.

Please send us **ONE** project per page - each with their own word document briefly telling us... Where are they?, What is their history and significance?

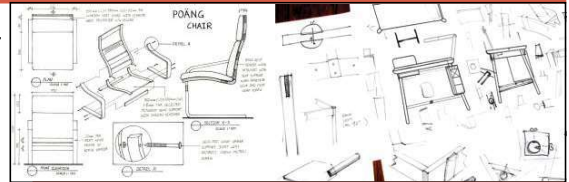


COMPACTED FOLDING TABLE OR CHAIR

You are required to **design a compact folding table OR a chair**.

1. Please tell us briefly what is the "driving idea" or concept behind your design.
2. Give us as much drawing details as possible... you could even present a small model

Be inventive!!! Consider unusual materials and connection details.



A SIGNED LETTER

You will need to submit a letter signed by an Architect as proof of the fact that you spent **one full day** on his/her office!. - This will help you to familiarise yourself with working with an Architectural Practice.

You will then add this letter to your portfolio and **send** everything as **ONE** submission!.



Should the document be too big to email, please use WeTransfer / Dropbox / Google Drive to send it to Priya Peters.

STEP 3

Okay, your portfolio was submitted, and the panel will review your portfolio.

Please note:

The Nelson Mandela University Admission Department will update you on the outcome.
They should update your status on the online application system.

Any enquiries can be directed to Mrs Priya Peters (priya.peters@mandela.ac.za) or 041 504 9928.

Please note that the decision by the panel is final.