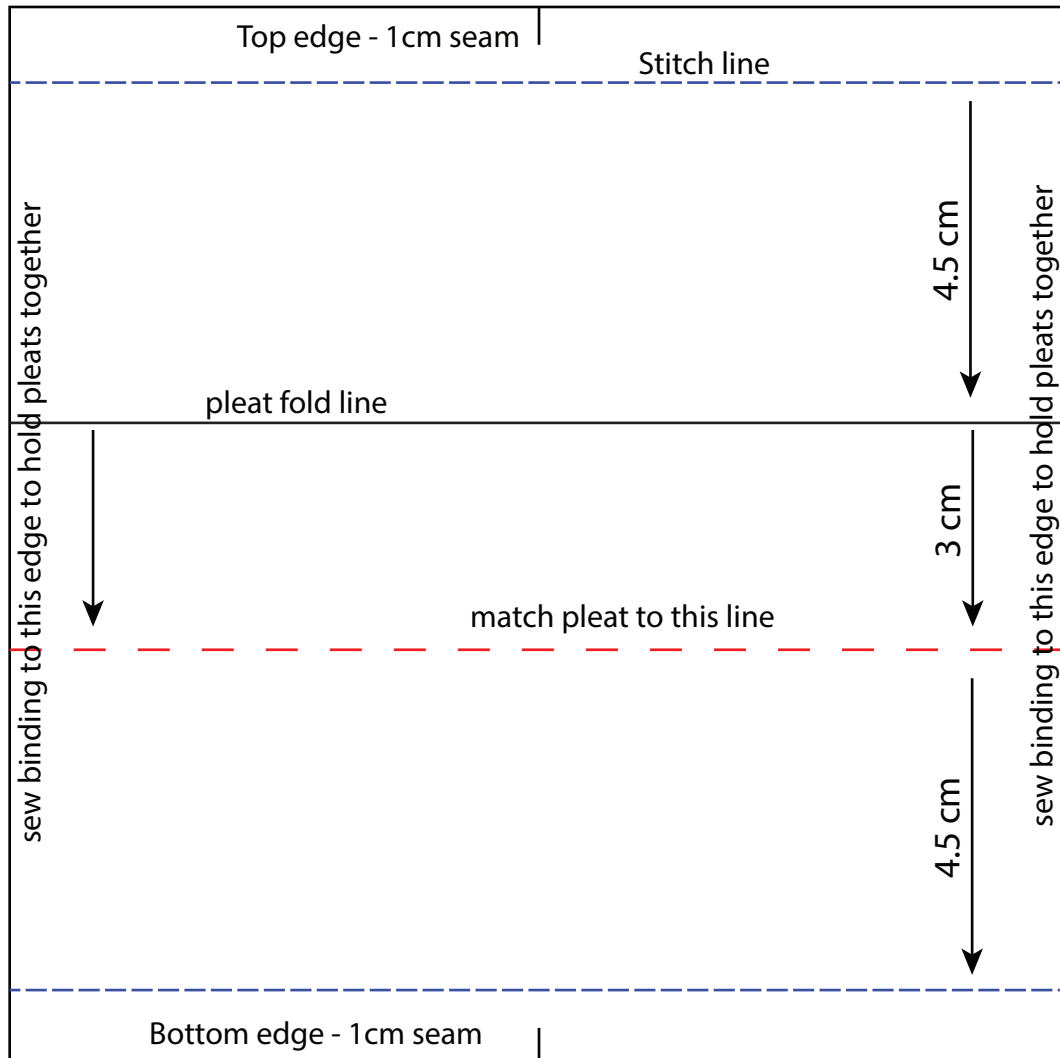


KIDS SIMPLE 1-PLEAT MASK

suitable for ages up to 7 years


Cut 2 pieces 14 X 14 cm squares
(3rd layer optional)




TIES:

Cut 2 strips of cloth - 4cm wide X 70 cm long.

Fold 6-8mm of the long sides inwards, iron flat.



Fold width in half, iron flat.



1. Top stitch closed on the fold edge for 35cm
2. Insert one side of the pleated mask raw edge into the folded binding. Topstitch to secure into the fold.
3. Top stitch remaining folded binding to the end.
4. repeat steps 1-3 on the other piece of binding.

link to video demo <https://www.facebook.com/keladriaan/videos/10157677408461028/>